

Escuela: CENS Los Tamarindos

Docente: Alejandra Fernández

Ciclo: 3º1º

Turno: Noche

Área Curricular: Inglés

Título de la propuesta: The future in our hands.

Contenidos: Futuro simple (will). Expresiones de tiempo.

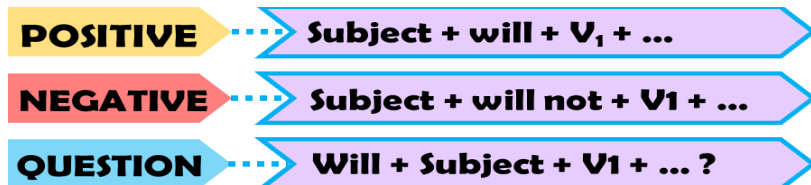
Guía pedagógica N° 9

Estimados alumnos en la presente guía seguiremos hablando sobre el futuro. Esta vez será sobre el Futuro Simple.

We use the simple future to express (usaremos el futuro simple para expresar):

- A prediction based on opinion or beliefs (predicciones basadas en opiniones o creencias).
- Intention or promise (intenciones o promesas).
- A sudden decision made at the moment of speaking (una decisión repentina tomada al momento del habla).

El futuro simple se forma de la siguiente manera:



Este tiempo verbal usa el **auxiliar will** en la formación de las oraciones seguido de un verbo infinitivo. **WILL** nos indica que nos estamos refiriendo al futuro.

Observa los siguientes cuadros

POSITIVE FORM		
Sbj + will + V1		
I You He She It We You They	+ will	+ start
Ex: I will come back.		

NEGATIVE FORM		
Sbj + will NOT + V1		
I You He She It We You They	+ will not won't	+ start
Ex: I will not (won't) come back.		

En las oraciones afirmativas y negativas will / will not (won't) se ubicará entre el sujeto y el verbo infinitivo. Mientras que en las oraciones interrogativas se ubicara delante del sujeto de la oración.

QUESTION FORM		
Will + Sbj + V1		
Will	+	start
		I You He She It We You They

? Ex: You will come back. → Will you come back?

LET'S PRACTICE!!

Actividad 1: Put the verbs into the correct form. Coloque los verbos en la forma correcta

Jim asked a fortune teller about his future. Here is what she told him:

1. You (earn) a lot of money.
2. You (travel) around the world.
3. You (meet) lots of interesting people.
4. Everybody (adore) you.
5. You (not / have) any problems.
6. Many people (serve) you.
7. They (anticipate) your wishes.
8. There (not / be) anything left to wish for.
9. Everything (be) perfect.
10. But all these things (happen / only) if you marry me

Actividad 2: Write sentences about Tara's life in the future. Use will and won't. Escriba oraciones sobre el futuro de la vida de Tara. (v) affirmative (x) negative

Example:

a-I / go to university. (v) I / study / to be an architect, (v)

I will go to university. I will study to be an architect.

b-I / live / in Paris. (v) I / live in Rooftops. (x)

c-I / drive / a big car. (x) I / ride / a yellow bicycle. (v)

d-Dex and Ben / live / in Paris.(x) They / visit me / twice a year.(v)



Actividad 3: Look, read and choose. Observa la lámina, lee las oraciones y elija la opción correcta.


- 1 They will / won't live in Paris.
- 2 She will / won't be a famous singer.
- 3 She will / won't be a doctor.
- 4 They will / won't win a medal.
- 5 He will / won't be a French teacher.
- 6 They will / won't be famous.



Actividad 4: Make questions about Tom and Becky, then answer them. Elabore preguntas sobre Tom y Becky, luego respóndalas.


Example: Will Tom play football? Yes, he will

Will Becky cook? No, she won't



Actividad 5: Match the sentences to the picture. Una las oraciones con la lámina correspondiente.

1. Mr. Harrison will call his mother.
2. He will graduate.
3. They will go to the beach.
4. They will eat pizza.
5. She will have a baby.
6. He will observe the moon.
7. They will travel round London.
8. They will get hurt.
9. Mr. Williams will buy lots of books.
10. The Smiths will dance for hours.
11. They will get wet.
12. He will be arrested.
13. The dog will bite his leg.
14. They will have a meeting.
15. He will lose a lot of money.
16. John will catch a big fish.



Directora: Profesora Silvana Brozina.



Take care of you!