

**Escuela: CENS Los Tamarindos**

**Docente: Alejandra Fernández**

**Ciclo: 1º1º**

**Turno: Noche**

**Área Curricular: Inglés**

**Título de la propuesta: Guía Integradora**

**Contenidos: Pronombres. Verbos: to be. Pronombres demostrativos. Adjetivos. Sustantivos. Presente simple verbos have got y like.**


**Guía pedagógica N° 11**


**Estimados alumnos la presente guía representa un recorrido por los temas más importantes trabajados en el presente ciclo.**


**Actividad 1: Complete the chart then write a paragraph describing yourself. Completa el cuadro con la información solicitada sobre usted. Luego redacte una descripción usando los datos del cuadro.**


<b>Name and surname</b>	
<b>Age</b>	
<b>Country</b>	
<b>Marital Status</b>	
<b>Height</b>	
<b>Build</b>	
<b>Face</b>	
<b>Eyes</b>	
<b>Hair</b>	
<b>Personality</b>	
<b>Likes</b>	
<b>Dislikes</b>	


**Actividad 2: Complete using de correct demonstrative pronoun. Complete usando el pronombre demostrativo correcto.**


1) \_\_\_\_\_ is a computer game. 


2) \_\_\_\_\_ are lorries. 


3) \_\_\_\_\_ is a camera. 


4) \_\_\_\_\_ is a kite. 

5) \_\_\_\_\_ are balls. 

6) \_\_\_\_\_ are watches. 

7) \_\_\_\_\_ is a \_\_\_\_\_ 

8) \_\_\_\_\_ is a \_\_\_\_\_ 

9) \_\_\_\_\_ are \_\_\_\_\_ 

**Actividad 3: Turn the sentences into plural. Transforme las siguientes oraciones en plural.**

- a-It is a nice city. \_\_\_\_\_
- b-She is a hero. \_\_\_\_\_
- c-This is my baby. \_\_\_\_\_
- d-It is his knife. \_\_\_\_\_
- e-He is my child. \_\_\_\_\_


**Actividad 4: There is one mistake in each sentence, underline it and then correct it.**

**Hay un error en cada oración, subráyelo y luego corríjalo.**

- a-There is people in the garden.
- b-There aren't a woman in the meeting.
- c-Is there a lot of leaves outside?
- d-There isn't markers in the pencilcase.
- e-Are there a bus in the bus stop?

**Actividad 5: Replace the personal pronouns by possessive adjectives. Reemplace el pronombre personal por el adjetivo posesivo correcto.**

1. (They) ..... father works in a clothes factory.
2. (I) ..... husband and I want to go to Istanbul.
3. (He) ) ..... favorite hobby is tennis.
4. She goes to the park with (she) ..... friends.
5. We want to see (it)..... historical monuments.
6. Here is (we) ..... teacher.
7. Leila likes (she)..... dog!
8. (It) ..... name is Bobby.
9. Where is (I) ..... book?



**Actividad 6: Complete the following sentences using some or any. Complete las oraciones usando some o any.**

a-There aren't \_\_\_\_\_ books on the shelf.

b-There isn't \_\_\_\_\_ salt in the salad.

c-There are \_\_\_\_\_ good series on tv.

d-Have you got \_\_\_\_\_ new friends?

e-There is \_\_\_\_\_ milk in the fridge.

f-They've got \_\_\_\_\_ great pictures of London.

**Actividad 7: Choose some or any. Elija some o any.**

There isn't **some/ any** milk in the fridge.

Are there **some / any** books?

There aren't **some / any** cats in the garden.





















Have you got **some / any** chocolate?

I have got **some / any** money.

Has she got **some / any** brothers or sisters?

There are **some / any** oranges.

**Actividad 8: Look at the picture and complete sentences. Observa la lámina y complete oraciones usando like en su forma afirmativa y negativa.**

<b>Sports</b>					
Nicky					
George					
Irene					

Nicky ..... windsurfing

George ..... swimming

Nicky and Irene ..... swimming

Irene ..... climbing

Nicky, George and Irene ..... horse riding

George and Irene ..... windsurfing

**George ..... sailing**

**Nicky and Irene ..... climbing**

**Actividad 9: Make sentences using AND, BUT, OR. Elabore oraciones observando el cuadro anterior usando AND, BUT, OR.**

Nicky \_\_\_\_\_ (and)

George \_\_\_\_\_ (or)

Irene \_\_\_\_\_ (but)

Directora: Profesora Silvana Brozina

