

- ✓ C.E.N.S. Pocito – 1°1°, 1° 2°, 1°3° y 1°4° – Inglés
- ✓ Docentes: Silvia Martin y Laura Chávez
- ✓ Área curricular: inglés
- ✓ Turno Noche- 1°1°, 1°2°, 1°3° y 1°4° - Nivel Secundario adulto
- ✓ Guía Pedagógica N°7
- ✓ Título: “Artículo Indefinido y objetos del aula”
- ✓ Contenidos:

Sustantivo singular y plural- colores- articulo indefinido- objetos del aula



Importante: Consulta

-Prof. Laura Chávez (1°4ª): laurachavezherreria@gmail.com de 18 a 21 hs.

-Prof. Silvia Martin (1° 1ª, 2ª y 3ª división): vi-sil@hotmail.com de 18hs a 21 hs

Activities (actividades)

Let's review singular and plural nouns. (Recordemos sustantivos singulares y plurales)

1 Fill in the gaps. Use the plural of the words in brackets. (Complete los espacios. Use el plural de las palabras entre parentesis.)

- a) There are a lot of animals (animal) in our zoo.
- b) I don't believe in _____ (fairy).
- c) Most _____ (baby) cry at night.
- d) Your reading _____ (glass) are on the table.
- e) We go to school five _____ (day) a week.
- f) Most of the _____ (bus) run at the weekends.
- g) There was an island of _____ (monkey).

2 Write these words in plural. (Escriba estas palabras en plural)

Example: 1. a life → two *lives*

2. wolf → three _____

3. knife → four _____

4. leaf → five _____

5. a wife → two _____

6. a thief → three _____

3 Choose the correct words. Put them in plural. (Elije la palabra correcta. Coloquela en plural)

/ goose / ~~child~~ / woman / tooth / person / mouse / foot / deer / sheep /

Example: 1. Our children play a lot of football.

2. Cats like chasing _____.

3. Mike and John are very nice _____.

4. _____ live on farm. You get wool from them.

5. Some _____ like to wear high-heeled shoes.

6. Don't walk on that broken glass with bare _____.

7. We saw a herd of twenty _____.

8. A flock of wild _____ flew overhead.

9. The children brush their _____ after every meal.

The Indefinite Articles A and An (los artículos indefinidos "A" y "An")

Use: The Indefinite Articles **a** and **an** are used before a **singular countable noun**.

A is used:

- In front of a noun or adjective beginning with a **consonant**, the **letter y** or the **letter u** if it is pronounced **[iu]**.

Examples: a mouse – a yellow bird - a uniform

An is used:

- In front of a noun or adjective beginning with a **vowel** or a **silent h**.

Examples: an umbrella – an apple – an hour

¡¡¡¡¡IMPORTANTE!!!! "A" Y "AN" SIGNIFICA "UNO O UNA", DEPENDE DE LA TRADUCCION DE LA ORACION.

EXAMPLE: AN APPLE. (UNA MANZANA.)

AN ORANGE BOOK. (UN LIBRO NARANJA.)

A BEAR. (UN OSO)


A COMPUTER (UNA COMPUTADORA)

4 Write the correct indefinite article before the following words. (Escribe el artículo indefinido antes de las siguientes palabras)


Example:  A cat  ___ dog



___ owl



___ snake



___ apple



___ elephant



___ umbrella



___ sock



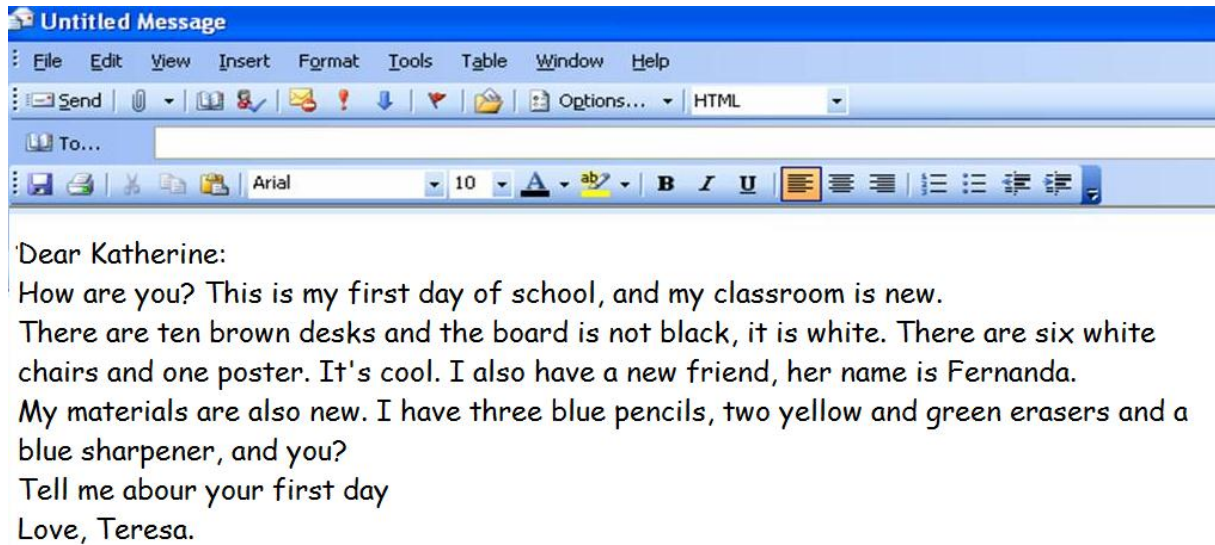
___ cloud



___ duck

Reading Comprehension (Comprension Lectora)

5 Read the text and choose the correct option. (Lea el texto y elija la opción correcta.)



a) The text is a(n)... (El texto es un/una...)

a. letter

b. e-mail

c. test

b) Read and circle the correct answer. (Lea y circule la opción correcta)

1. There are ten brown:

a. pencils

b. chairs

2. The new classmate is called:

a. Camila

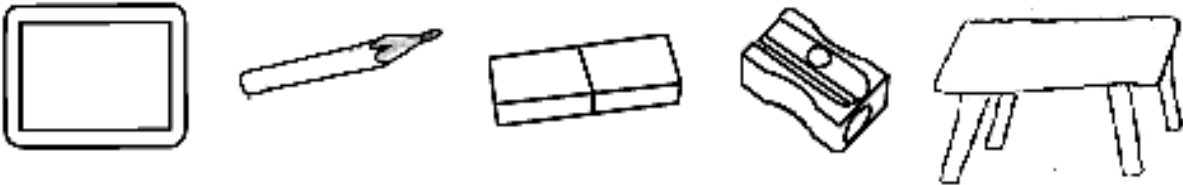
b. Fernanda

c) Teresa has:

a. three blue pencils

b. three pink pencils

6 Read and color the objects according to the e-mail. (Lea y coloree los objetos de acuerdo al e-mail)



7 Read the text again and look for examples. (Lea el texto otra vez y busque ejemplos)

Singular nouns:

Plural nouns:

Indenitive Article:

8 Look at the images and choose the correct option, use dictionary if it is necessary. (Mire las imágenes y elija la opción correcta, use diccionario si es necesario)

				
a) Notepad b) Book c) Copybook	a) <u>Calendar</u> b) <u>Copybook</u> c) Notepad	a) Pens b) <u>Colour pencils</u> c) Highlighters	a) Bed table b) <u>Coffee table</u> c) Desk	a) Pencil b) Biro c) Pen
				
a) Hand bag b) Rucksack c) Schoolbag	a) <u>Pencil sharpener</u> b) Pencil case c) Paper clip	a) Scissors b) Cutter c) Knife	a) Rubber b) Eraser c) Ruler	a) Schoolbag b) Pencil box c) Pencil case

				
a) Ruler b) Rubber c) Eraser	a) Book b) Diary c) Dictionar	a) <u>Scotch tape</u> b) Calculator c) Corrector	a) Board b) Screen c) Deck	a) Paper clip b) Compass c) Felt pen
				
a) Crayon b) Felt pen c) Ink pen	a) Chalks b) Crayons c) Pencils	a) Diary b) Book c) Notepad	a) <u>Walking stick</u> b) Lipstick c) Glue stick	a) Envelope b) Office pin c) Paper clip
				
a) Television b) Wii c) Computer	a) File b) Worksheet c) Notebook	a) USB key b) <u>USB lock</u> c) <u>USB flash drive</u>	a) Monitor b) Projector c) Camera	a) Teacher b) Professor c) Lecturer

Director: Carlos Vargas.

Profesoras: Laura Chavez- Silvia Martin