

ESCUELA: CENS SOLDADOS DE MALVINAS

PLAN FINES III – 6º CUATRIMESTRE – CICLO ORIENTADO

DOCENTE: PAOLA MARCUZZI

CORREO ELECTRÓNICO: [pao\\_marcuzzi@yahoo.com.ar](mailto:pao_marcuzzi@yahoo.com.ar)

CELULAR N°: 264 670-2098 (solo WhatsApp)

**DÍAS Y HORARIOS DE CONSULTA: Martes y Miércoles de 18 a 19hs**

ÁREA CURRICULAR: INGLÉS

**GUÍA N° 4 - FECHA DE PRESENTACIÓN: 12/11/20**

TÍTULO DE LA PROPUESTA: UNIT 4

**Contenido Seleccionado:** Presente Simple: Oraciones Afirmativas, Oraciones Negativas y Oraciones Interrogativas. Adverbios de Frecuencia. La Hora.

**Capacidades a Desarrollar:** Conocer el funcionamiento y uso del tiempo verbal Presente Simple. Comprender como formar oraciones afirmativas, negativas y como formular preguntas con dicho tiempo verbal. Entender la distinción y el uso correcto del auxiliar empleado en el tiempo verbal Presente Simple. Utilizar y distinguir los diversos adverbios de frecuencia para describir las rutinas diarias empleando este tiempo verbal. Comprender la hora. Poder expresar la hora en diversos ejercicios, incluso emplearla en su vida diaria, practicando de esa manera el idioma Inglés.

**Desarrollo de Actividades:** Leer, observar y prestar atención al Power Point diseñado por la docente sobre temas de la Unidad 4 del cuadernillo de estudio, los alumnos deberán realizar los ejercicios que se van a detallar a continuación:

**PRESENT SIMPLE TENSE: TIEMPO VERBAL PRESENTE SIMPLE**

1. LOOK AND LISTEN THE VIDEO (OBSERVAR Y ESCUCHAR EL VIDEO). LINK OF THE VIDEO:  
[https://www.youtube.com/watch?v=sfjUzOyq5E&ab\\_channel=InglesF%C3%A1cil-ALEMA](https://www.youtube.com/watch?v=sfjUzOyq5E&ab_channel=InglesF%C3%A1cil-ALEMA)

COMPLETE THE **AFFIRMATIVE SENTENCES** WITH THE PRESENT SIMPLE (COMPLETAR LAS ORACIONES AFIRMATIVAS CON EL PRESENTE SIMPLE):

## PRESENT SIMPLE (Affirmative)

### ● Exercise. Complete with present simple.

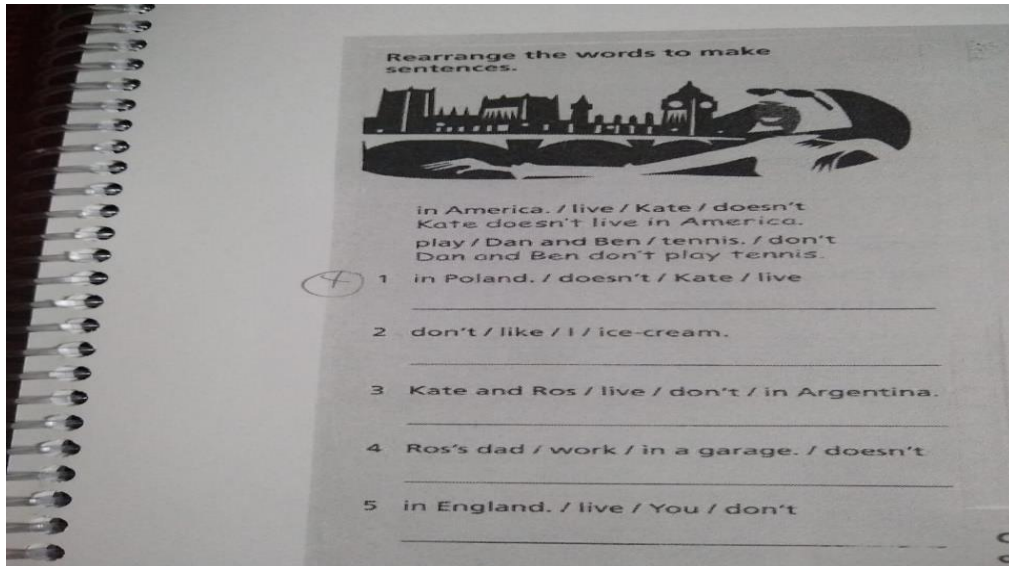
- 1) (to like) I \_\_\_\_\_ yogurt very much.
- 2) (to listen) The girls always \_\_\_\_\_ to pop music.
- 3) (to wear) Janet never \_\_\_\_\_ jeans.
- 4) (to teach) Mr. Smith \_\_\_\_\_ French.
- 5) (to do) You \_\_\_\_\_ your homework after school.
- 6) (to read) Mike \_\_\_\_\_ a lot of books.
- 7) (to learn) We \_\_\_\_\_ English with Simon.
- 8) (to be) He \_\_\_\_\_ a good boy.

2. COMPLETE THE SENTENCES **PAGE 66 OF THE STUDY BOOKLET** USING THE CORRECT FORM OF THE VERB IN BRACKETS. (COMPLETAR LAS ORACIONES PÁGINA 66 DEL CUADERNILLO DE ESTUDIO USANDO LA FORMA CORRECTA DEL VERBO ENTRE PARENTESIS):

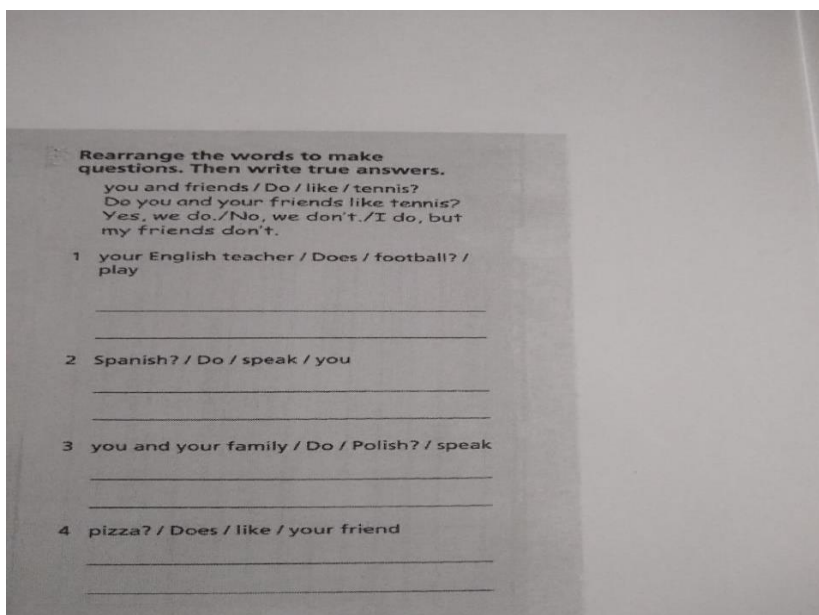
Complete the sentences using the correct form of the verb in brackets.

- a. You \_\_\_\_\_ Maths at school. **(study)**
- b. Maria \_\_\_\_\_ in Argentina. **(live)**
- c. They \_\_\_\_\_ in a factory. **(work)**
- d. Daniel \_\_\_\_\_ his parents. **(help)**
- e. We \_\_\_\_\_ our friend on Sundays. **(visit)**
- f. You and Ben \_\_\_\_\_ here on Mondays. **(come)**
- g. It \_\_\_\_\_ every Saturday! **(rain)**
- h. Paul \_\_\_\_\_ computer games. **(like)**
- i. I \_\_\_\_\_ my homework in the afternoon. **(do)**
- j. Paula \_\_\_\_\_ her bedroom. **(tidy)**
- k. My friend \_\_\_\_\_ to school by bus. **(go)**
- l. Charles and Martin \_\_\_\_\_ tennis. **(play)**
- m. My family and I \_\_\_\_\_ TV at lunchtime. **(watch)**
- n. Juan \_\_\_\_\_ lunch at his factory. **(have)**
- o. Carla \_\_\_\_\_ English. **(study)**
- p. My mother \_\_\_\_\_ the clothes. **(wash)**
- q. I \_\_\_\_\_ a bath before coming to school. **(have)**
- r. My sister \_\_\_\_\_ the guitar. **(play)**
- s. Tim \_\_\_\_\_ work at 14:00. **(finish)**

3. REARRANGE THE WORDS TO MAKE NEGATIVE SENTENCES. **EXERCISE PAGE 74 OF THE STUDY BOOKLET.** (REORGANIZAR LAS PALABRAS PARA ARMAR ORACIONES NEGATIVAS. EJERCICIO PÁGINA 74 DEL CUADERNILLO DE ESTUDIO):



4. REARRANGE THE WORDS TO MAKE QUESTIONS. **EXERCISE PAGE 74 OF THE STUDY BOOKLET** (REORGANIZAR LAS PALABRAS PARA FORMAR PREGUNTAS. EJERCICIO PÁGINA 74 DEL CUADERNILLO DE ESTUDIO.



5. ANSWER THE FOLLOWING QUESTIONS. USING SHORT ANSWERS  
(RESPONDER LAS SIGUIENTES PREGUNTAS. USE RESPUESTAS CORTAS):

**ACTIVITY 7**

English worksheet with the present simple  
Answer the questions with the short answer.



- 1- Does she eat?  
Yes,-----
- 2- Does Tom read?  
No,-----
- 3- Do the children drink?  
Yes,-----
- 4- Do the girls go?  
No,-----
- 5- Does the girl listen?  
Yes,-----

 <https://www.theyellowpencil.com/gramapresente.html>

**FREQUENCY ADVERBS (ADVERBIOS DE FRECUENCIA)**


6. LOOK AT THE CHART AND COMPLETE THE SENTENCES. USE: ALWAYS, USUALLY, SOMETIMES, NEVER (OBSERVA LA IMAGEN Y COMPLETA LAS ORACIONES USANDO: SIEMPRE, USUALMENTE, ALGUNAS VECES, NUNCA):

# Frequency Adverbs

Look at the chart and complete the sentences.  
Use: *always, usually, sometimes, never.*

				
MONDAY	✓			
TUESDAY	✓	✓		
WEDNESDAY	✓	✓	✓	
THURSDAY	✓	✓	✓	
FRIDAY	✓	✓		
SATURDAY	✓	✓		
SUNDAY	✓			

- 1 They \_\_\_\_\_ ride their bikes.
- 2 I \_\_\_\_\_ chat on the computer.
- 3 We \_\_\_\_\_ go dancing.
- 4 I \_\_\_\_\_ play video games. I hate them!


 teachermina.eng

## THE TIME (LA HORA)

7. CHOOSE THE CORRECT ANSWER (ELEGIR LA RESPUESTA CORRECTA):

Name: \_\_\_\_\_

Look at the clocks and mark the correct answer.


a) 

What time is it?

It's five past twelve.

It's twenty-five past twelve.

It's twelve to twenty-five.


b) 

What time is it?

It's ten to four.

It's four past ten.

It's ten o'clock.


c) 

What time is it?

It's half past twelve.

It's twelve past twelve.

It's twelve o'clock.


d) 

What time is it?

It's five past six.

It's half past one.

It's one past six.


e) 

What time is it?

It's five to twelve.

It's five to nine.

It's eleven to nine.

f) 

What time is it?

It's half past twelve.

It's six o'clock.

It's six past twelve.

FICHA: 06-03-02-002      © Grupo Gestomedia S.L.      mundo primaria

**Recursos:** Power Point realizado por la docente y cuadernillo de estudio.

Referente: Melani González

Directora: Romina Andrea Riofrío Dávila