

GUIA PEDAGÓGICA N° 6

Escuela: CENS Caucete

Docente: Escudero Carina

Curso: 3° 1°

Turno: noche

Espacio curricular: Inglés

Título: Lo que estamos haciendo

Contenido

En la presente guía se trabajará **PRESENTE CONTINUO** en sus tres formas : afirmativa, negativa e interrogativa.

Objetivo: Identificar cuando emplear este tiempo verbal y utilizar adecuadamente su estructura gramatical.

### Activities

#### 1-Remember! (Recuerda)

El **Present Continuous** o **Progressive** generalmente se refiere a acciones que están en progreso, o sea, que están ocurriendo en el momento justo en el que estamos hablando. Los adverbios que se utilizan con más frecuencia son: now, at present, at the momento (ahora, en este momento). Estas son las formas afirmativas , negativas e interrogativas de este tiempo verbal.

The infographic is titled "PRESENTE CONTINUO - WORK" in green letters on a yellow background. It is divided into three columns, each representing a different form of the present continuous tense. Each column has a colored header box with a symbol: a green box with a plus sign (+) for affirmative, a blue box with a minus sign (-) for negative, and a purple box with a question mark (?) for interrogative. Below each header is a downward-pointing arrow leading to a list of example sentences in a matching color box. The affirmative examples are: "I am working", "You are working", "He is working", "She is working", "It is working", "We are working", "You are working", and "They are working". The negative examples are: "I'm not working", "You aren't working", "He isn't working", "She isn't working", "It isn't working", "We aren't working", "You aren't working", and "They aren't working". The interrogative examples are: "Am I working?", "Are you working?", "Is he working?", "Is she working?", "Is it working?", "Are we working?", "Are you working?", and "Are they working?".









2- Armar oraciones en Presente Progresivo o Continuo(de ambos gráficos)

**Exercise on affirmative sentences**

Use the words below to make sentences in present progressive.

1. I / to read a book - I am reading a book.
2. it / to rain - \_\_\_\_\_
3. he / to repair his bike - \_\_\_\_\_
4. they / to watch a film - \_\_\_\_\_
5. the cat /to sleep on the chair - \_\_\_\_\_
6. Jane and Emily / to do their homework - \_\_\_\_\_
7. Bill / to wait at the bus stop - \_\_\_\_\_
8. we / to listen to the radio - \_\_\_\_\_
9. the children / to play a game - \_\_\_\_\_
10. Laura / to walk the dog - \_\_\_\_\_

**Present Continuous**

1.  I \_\_\_\_\_ a sandwich now. (to eat)
2.  Mum \_\_\_\_\_ a car now. (to drive)
3.  Dad \_\_\_\_\_ a delicious meal.(to cook)
4.  We \_\_\_\_\_ because we have a test tomorrow. (to study)
5.  Grandpa \_\_\_\_\_ his coffee. (to sip)
6.  The people \_\_\_\_\_ their hands with joy. (to clap)
7.  My cousins \_\_\_\_\_ in the pool. (to swim)
8.  Sammy \_\_\_\_\_ an e-mail to his friend Joe. (to write)

3- Turn the sentences from the 1st chart into the negative form (Pasar a negativo las oraciones del primer cuadro)

4- Turn the sentences from the 2nd chart into the interrogative form (Pasar a interrogativo las oraciones del segundo cuadro)

- **Evaluación**: : Enviar el trabajo por mail o por wsp a la profesora.

[carinaescudero4@gmail.com](mailto:carinaescudero4@gmail.com)

- Socialización y revisión de las tareas cuando se retomen las actividades mediante repaso oral y escrito.

DIRECTORA: Mónica Castro