

CENS SAN MARTIN

DOCENTE: LAURA A. GUZMAN

CURSO: 1^{er} año 1`,2`y 3`división

TURNO: Noche

AREA CURRICULAR: Lengua Extranjera Ingles.

Guía Pedagógica N ' 7

Temas: Verbo TO BE: tres formas.

Contenidos

Lectura : “ Your new mobile phone”

Vocabulario: Partes del celular

Gramatica: Verbo TO BE formas afirmativa, negativa e interrogativa

Capacidad Generales: Comunicación / Resolución de Problemas

Capacidades especificas a desarrollar:

- Identificación de las partes de un teléfono celular.
- Lectura
- Producción escrita de oraciones simples utilizando el verbo TO BE en sus tres formas, afirmativa, negativa e interrogativa.

Desarrollo del tema

Vocabulary: Technology. Mobile Phones

1 - Look at the cell phone image and its parts./ Miramos la imagen del celular y sus partes.

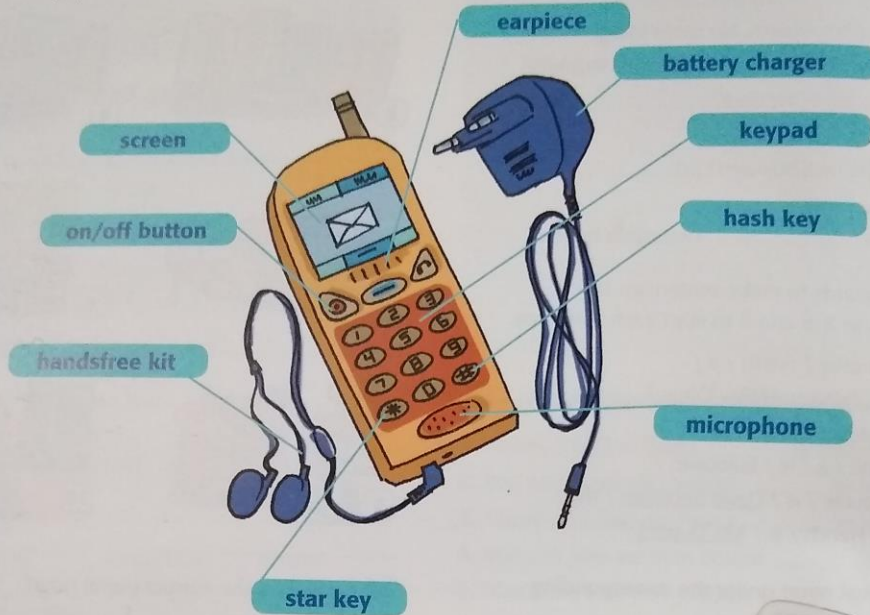
Reading

2 – Read the text about the use and parts of the mobile phone, then complete the text using the words from the graph./ Leemos el texto acerca del uso y partes del celular, luego complete el texto usando las palabras del gráfico.

Technology

MOBILE PHONES

There are many things you can do with a mobile phone but you can do even more with a smartphone: from using it as a flashlight to looking up a word in the dictionary. How many uses for a smartphone can you list?



1 Complete the text using the words in the graph above.

Your new mobile phone

Read the instructions carefully before you start using your mobile phone.

Press the / off button to turn on your mobile phone. The menu appears on the Use the menu to navigate through the various functions of your mobile phone. The screen is wide so you can read words and numbers easily.

The has twelve keys. Nine keys (from zero to nine) are to dial telephone numbers. Two keys are special. Use them for special functions. For example, press the hash to change from CAPITAL to small letters. Press the key to insert a smiley.


When you speak make sure that your mouth is close to the
 If you can't hear well, make sure that the is close to your ear.



Grammar: work on the activities 1,2,3 and 4 about the verb to be./ Trabajamos con el verbo to be.

to be

1 Complete the dialogue with *am, is or are*.




- Are you a film star?
 - No, I _____ not! I _____ a singer.
- _____ he your son?
 - Yes, he is. His name _____ Brian.
- _____ he a singer, too?
 - No, he isn't. He _____ a sports star!
- Where _____ you and Brian from?
 - We _____ from Toronto.
- _____ Toronto in Canada?
 - Yes, it _____.

2 Write the short answers.

- Is Michael your Internet friend?
 - Yes, he is.
- Are these your books?
 - No, _____.
- Is this your mobile?
 - Yes, _____.
- Is your sister fifteen?
 - No, _____.
- Are Pierre and Marie from Hungary?
 - No, _____.
- Is your house in York Avenue?
 - Yes, _____.

3 Write the questions.



- this / your / dog?
Is this your dog?
- he / friendly?

- what / his name?

- this / your sister?

- you / from Slovakia?

- these / your parents?

4 Complete the dialogue. Write the words in the correct order.

I'm Hello Helen. your What's name

HELEN 1 Hello, I'm Helen. _____?

Jack name's My

JACK 2 _____.

you Where from are

HELEN 3 _____?

USA from the I'm. you And

JACK 4 _____?

Canada from I'm

HELEN 5 _____.

your this Is dog? name is What his

JACK 6 _____?

Oscar name His is

HELEN 7 _____.

Directivo: Lic. Fabián Maldonado