

Escuela Agrotécnica Ejército Argentino

Año: 2° Divisiones: 1°, 2°, 3°

Área: Inglés

Guía N°3

Escuela: Agrotécnica Ejército Argentino

Docente: Peralta Patricio Facundo - Olaechea María Dolores

Teléfonos: 2644454068 – 2644400460

Año: 2do

División: 1era, 2da, 3era

Ciclo: CBES

Turno: Mañana

Área Curricular: Inglés

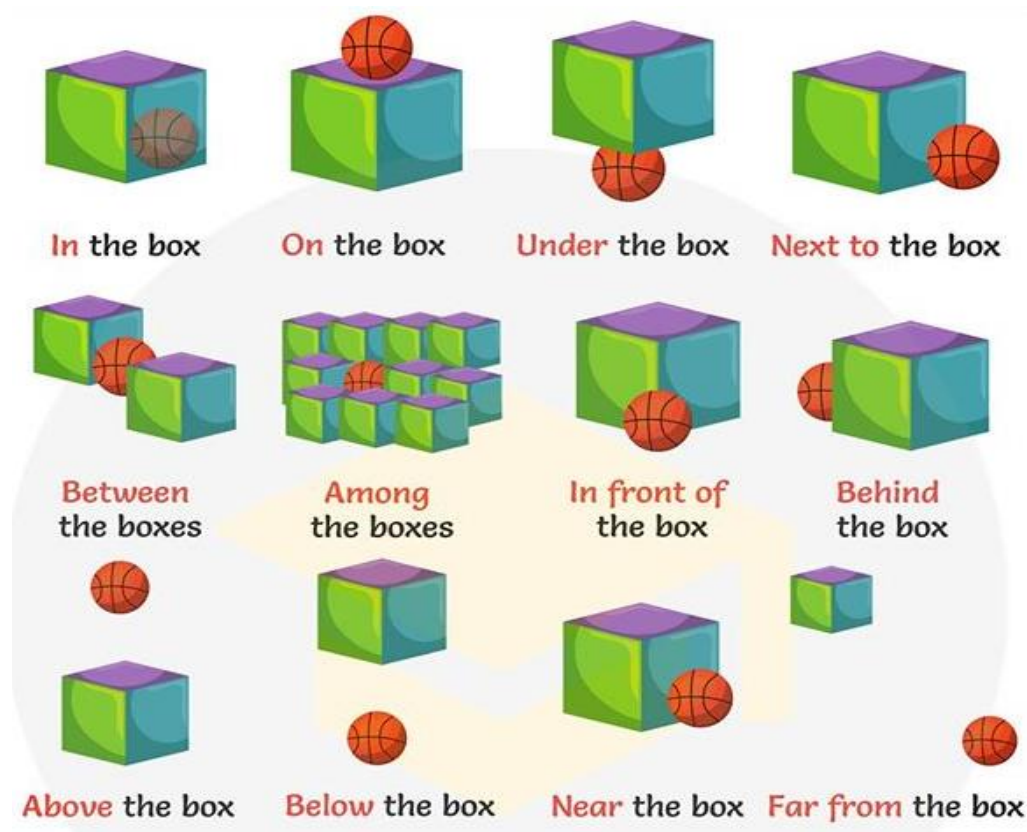
Título de la propuesta: “¿Dónde está?”

Contenidos:

- Preposiciones de lugar: next to, behind, in front of, between, on, in, over, under.
- Comida: vocabulario.

Actividades:

Prepositions of place / Preposiciones de lugar



- 1) **Write the correct preposition under each picture** / Escribe la preposición correcta debajo de cada imagen

Profesores: Peralta Patricio Facundo 2°1° - Olaechea María Dolores 2°2° y 2°3°

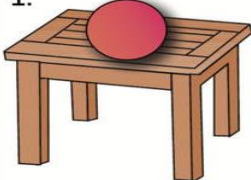


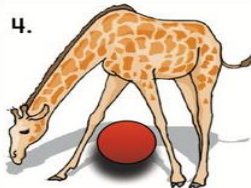


Escuela Agrotécnica Ejército Argentino

Año: 2° Divisiones: 1°, 2°, 3°

Área: Inglés

Guía N°3


above below beside in front of behind next to

1. 	2. 	3. 
4. 	5. 	6. 

2) **Choose the preposition to complete the sentences** / Elije la preposición para completar las oraciones



The egg is _____ the nest.
(in, on, under)



The girl is _____ the tree.
(in, on, under)



A jug is _____ the table.
(in, on, under)



A bear is _____ the jungle.
(in, on, under)

3) **Look at the picture and complete the sentences with the correct preposition** / Mira la imagen y completa las oraciones con la preposición correcta

Profesores: Peralta Patricio Facundo 2°1° - Olachea María Dolores 2°2° y 2°3°



This is my room! My bed is 1) **between** the windows.

There's a desk 2) ... my bed. 3) ...

my desk there is a computer and a lamp. Can you see my

cat, Cutie? She's 4) ... my computer! There

are some boxes 5) ... my bed. I've got my old

books 6) ... them. Can you see my dog, Max?





















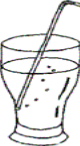






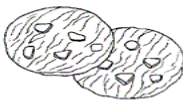
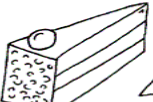

He's 7) ... the bed.

4) **Write 3 sentences with prepositions describing your room or house** / Escribe 3 oraciones con preposiciones que describan tu habitación o casa.

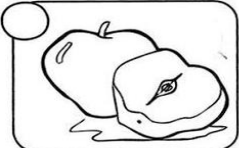









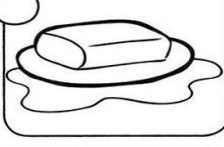




- a) _____
- b) _____
- c) _____

5) **FOOD: Circle your favourite food and complete the sentences** / COMIDA: Encierra tu comida favorita y completa las oraciones

- a) My favourite fruit is _____
- b) My favourite vegetable is _____
- c) My favourite drink is _____
- d) My favourite sweet is _____

What's your favorite fruit?		
		
		
		
What's your favorite vegetable?		
		
		
		
What's your favorite drink?		
		
		
What's your favorite sweet?		
		
		

6) **Color and write an X on the correct food in each section** / Colorea y coloca una X en la comida correcta en cada sección

CAKE			
SUGAR			
BREAD			
MILK			
COFFEE			

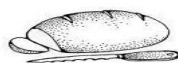
Profesores: Peralta Patricio Facundo 2°1° - Olachea María Dolores 2°2° y 2°3°

7) Match the food with its name / Une la comida con su nombre

BREAD



FISH



CHEESE



PIZZA



HAMBURGER



MILK




MEAT



8) Read the sentences, then write about you. / Lee las oraciones, luego escribe sobre ti.

I **like** = Me gusta / I **don't like** = No me gusta / I **love** = Me encanta



I **like** apples.

I **like** milk.

I **love** fish.

I **don't like** bananas.



Director: Carlos Mercado

Profesores: Peralta Patricio Facundo 2°1° - Olaechea María Dolores 2°2° y 2°3°