

CUE:7000940-01

Guía pedagógica N°4 – Nivel Secundario

Espacio curricular: Lengua Extranjera Inglés

Curso: 2do - **División:** 1ra y 2da

Profesor: Gustavo Molina

Fecha: 11/05

Objetivos:

- Identificar vocabulario básico en inglés
- Armar oraciones con vocabulario específico
- Hacer uso correcto de la gramática
- Compartir los trabajos con sus pares al retomar las actividades

Actividades:

Libro: Sign up (to English) starter

Unidad 1: School friends

1) Repaso de la guía N°3. Página

1 Match the columns.

1. What's...	a. Hi, Paul!
2. How old...	b. Ryan.
3. I'm 13...	c. your name?
4. You're new...	d. See you!
5. I'm really...	e. years old.
6. My name's...	f. are you?
7. Hi, Brian!	g. sorry.
8. Bye, Greg!	h. at school.

2 Fill in the blanks with only one word.

Megan: Hi! I'm Megan. Megan Moore.
Luke: (1) _____, Megan! My name (2) _____ Luke.
Megan: What's (3) _____ surname, Luke?
Luke: Dexter. I'm Luke (4) _____.
Megan: And how old (5) _____ you, Luke?
Luke: I (6) _____ 15. And (7) _____?
Megan: I'm 16 years (8) _____.
Luke: I (9) _____ new at school. I'm in class 4 A in room 5.
Megan: And I'm in class 5 C in room 11. Bye, Luke!
Luke: Bye, Megan. (10) _____ you!

3 Write these numbers in words:

- 19 _____
- 16 _____
- 18 _____
- 11 _____
- 20 _____

4 Read Wayne's profile and complete the email.

Wayne's profile:
* FIRST NAME: Wayne
* SURNAME: Jackson
* AGE: 17
* COUNTRY: New Zealand
* CITY: Auckland

Email form:
To: Clara
From: Wayne Jackson
Subject: Your new keypal!
Hi, Clara!
I'm your new keypal. My (1) _____ is Wayne and I (2) _____ (3) _____ years old.
I (4) _____ a secondary student at Chester School in the city of (5) _____ in New Zealand.
Now tell me about you. How old (6) _____ (7) _____?
What (8) _____ (9) _____ surname?
Please, write to me soon.
Take care,
Wayne

5 Write an email to your new keypal. Follow the model in activity 4.

Email form:
To: _____
From: _____
Subject: Your new keypal

1) Une las columnas

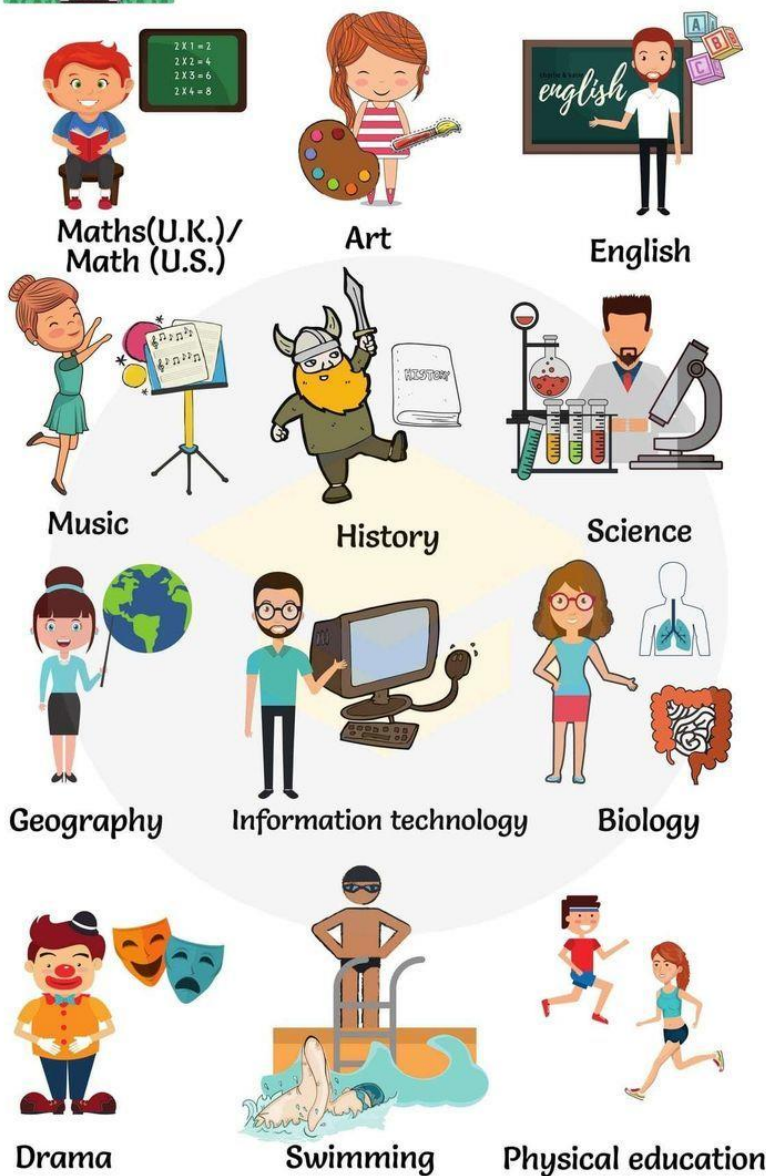
2) Completa los espacios con una palabra solamente.

3) Escribe los números

4) Lee el perfil de Wayne y completa el email

5) Escribe un email a tu amigo/a siguiendo de modelo el email de la actividad anterior

2) Vocabulary: School Subjets
 Vocabulario: Materias escolares

What's your favourite subject?

¿Cuál es tu materia favorita?

Adjetivos(palabras o frases) para describir las materias

- Easy (fácil) = (+)
- Good (bien) = (+)
- Ok = (+)
- Cool (genial) = (+)
- Not bad (no está mal) = (+)
- Very good (muy bien) = (++)
- Fine (bien) = (++)
- Super cool (super genial) = (++)
- Great (grandiosa) = (++)
- Bad (mal) = (-)
- Difficult (difícil) = (-)

Cuando queremos expresar opiniones sobre gustos, usamos adjetivos o frases de opiniones. El signo (+) representa cuando me gusta. El signo (++) representa lo que más me gusta y el signo (-) representa lo que no me gusta o me parece difícil.

Ahora veamos un ejemplo para expresar opiniones sobre materias escolares

Maths is difficult. Geography is fine. English is super cool

3) Ahora escribe oraciones sobre tus materias

4) Student's book page 10. Página 10 del libro

1 Warm-up: Name three school subjects. Give your opinion about them.
 Maths is difficult. Geography is fine. PE is great!

2 Look at the Sign Up to Grammar box. Then read these comments and complete them with *am, is or are*.

Objectives:

- Subject pronouns: *he, she, it, we, you, they*
- Verb to be (affirmative and negative forms)
- Conjunction: *and*
- School subjects and extra-curricular activities
- Opinion words and phrases

Useful Tip > Vocabulary
 Opinion words and phrases: *good (+), OK (+), cool (+), not bad (+), very good (++), fine (++), super cool (+++), great (+++), bad (-), easy (+), difficult (-)*

3 Write down all the school subjects and extra-curricular activities you can find in the comments in activity 2.

School subjects and extra-curricular activities

Results for #SCHOOLisCOOL

Jane Sullivan @janesullivan - 8m
 French is easy for me. It is _____ a cool subject. The Drama Club and the photography course is _____ very good. I _____ happy at my school.

Alan J Brown @alanjbrown - 8m
 Oh, come on! The Drama Club isn't very good. It is _____ just fine. English is _____ OK. French and History _____ really difficult! I'm not happy at my school.

Bobbie Di Carlo @bobbiedicarlo - 6m
 PE is great. Mr Dalton is our PE teacher. He is _____ cool. Maths and Science _____ difficult for me. The photography course is not bad. We _____ OK at my school.

Will B O'Hara @willbohara - 6m
 Geography is easy for me. Our Geography teacher is Mrs Larson. She _____ really cool. I _____ good at History too. The Drama Club _____ OK. My school is superb!

Linda Adamson @lindaadamson - 7m
 Geography? Easy? Lucky you, Will! PE is cool for me too, Bob. The teachers at my school _____ OK. We _____ fine at my school.

1) Escribe tres materias escolares y expresa opiniones

2) Observa el cuadro gramatical de la página 11 y completa los comentarios con **am, is, are**

3) Escribe todas las materias escolares o actividades extra curriculares que encuentres en los comentarios

Para que te ayude a realizar la actividad 2, observa el siguiente video sobre pronombres personales y el verbo to-be (am, is, are)

<https://www.youtube.com/watch?v=sUH14mh-JpU>

5) Student's book page 11. Página 11 del libro

4 Complete with a suitable subject pronoun.

- Mrs Jackson is our Science teacher. _____ is super cool!
- Maths classes aren't fine. _____'re very difficult.
- Tom and I are in the school computer lab. _____'re friends.
- Jot, Meg and Ellen aren't at school. _____ are in the park.
- Mr Johnson is the school principal. _____'s really cool.
- The school noticeboard isn't OK. _____'s very difficult to read.

5 Listen and circle the correct option.

- The boy's name *is / isn't* Phil.
- Sue's surname *is / isn't* Smith.
- Bill and Sue *are / aren't* now school friends.
- The school is *super cool / cool*.
- Mrs Davies *isn't / is* the Maths teacher.
- PE classes with Mr Dalton *aren't / are* great.
- History and Geography *are / aren't* easy.
- Sue *isn't / is* 16.

Sign Up to Grammar

Verb to be: Affirmative & negative forms

I am (I'm)	I am not (I'm not)
You are (You're)	You are not (You aren't)
He is (He's)	He is not (He isn't)
She is (She's)	She is not (She isn't)
It is (It's)	It is not (It isn't)
We are (We're)	We are not (We aren't)
You are (You're)	You are not (You aren't)
They are (They're)	They are not (They aren't)

Remember!
 Use *he* for a man or boy. Use *she* for a woman or girl. Use *it* for an object, animal or place. *They* is the plural form of *he, she* and *it*.

Useful Tip > Grammar
 We use *and* to join two words, phrases or ideas.
Maths and Geography aren't easy.
Mike and Sulley are university students.

6 Work in pairs. Exchange opinions about different school subjects or extra-curricular activities.
 A: Science and History are easy for me.
 B: Easy? Lucky you! They aren't easy for me.

7 Write a comment about your school similar to the ones in activity 1.

4) Completa las oraciones con el pronombre personal que corresponda













5) Escucha el audio 13 y dibuja un círculo en la opción correcta

6) Practica en forma oral tus materias favoritas y tu opinión

7) Elige un comentario de la actividad 2 y escribe uno parecido, expresando tu opinión

6) Practicamos pronombres personales y el verbo to-be

1) CHOOSE THE CORRECT PERSONAL PRONOUNS :(he, she, it, they)

	A farmer <input type="text"/>		A book <input type="text"/>		Gloves <input type="text"/>
	A dog <input type="text"/>		A girl <input type="text"/>		Players <input type="text"/>
	A family <input type="text"/>		Kids <input type="text"/>		A boy <input type="text"/>
	A boy <input type="text"/>		A rose <input type="text"/>		A ball <input type="text"/>

2) CHANGE THESE SENTENCES:

Example: My father is tall. **He** is tall.

	<u>This ball</u> is small. is small.
	<u>This rose</u> is red. is red.
	<u>My father</u> is a farmer. is a farmer.
	<u>My mother</u> is thirty. is thirty
	<u>Asta</u> is my dog. is my dog.

7) Recuerda que puedes practicar y mejorar tu nivel de inglés visitando la página

www.gamestolearnenglish.com

Stay home! Stay safe!

